

Fidonet on Smartphones

There exist two packages for smartphones:

1. [HotDogEd](#)
2. [AfterShock](#)

Both packages exists for Android.

Below you'll find some links and infos for both packages:

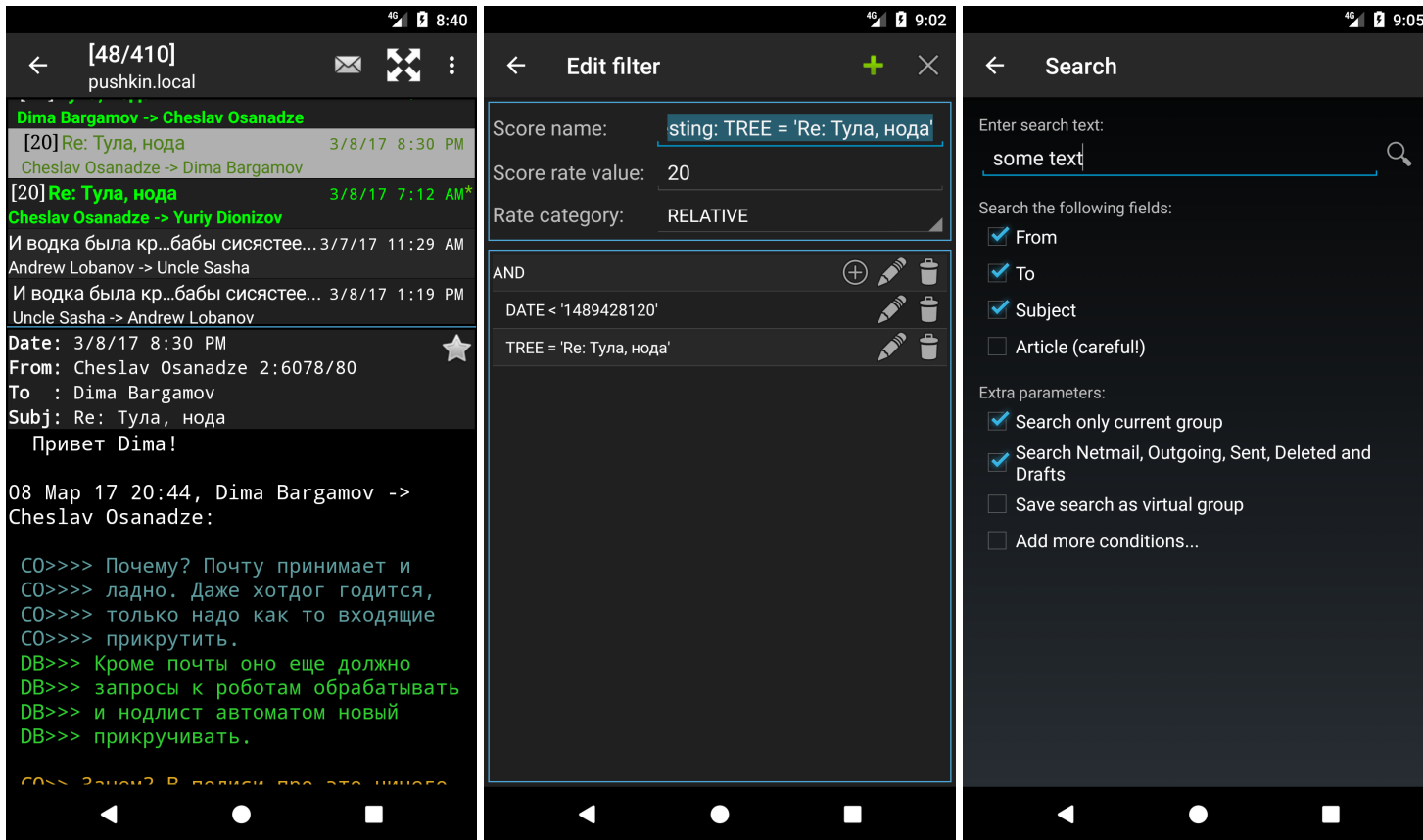
For IOS (iphone) there is no known package that is running ftn software on iphone, but there is a workaround with JamNNTP.

See [Fidonet on IOS](#)

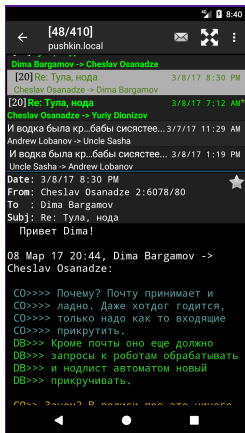
HotDogEd

Platform:

Android



Pics: HotDogEd



[HotDogEd Downloads](#)

[19.07.2021] [HotDogEd downloads page.](#)

The page includes the HotdogEd FIDO package, HotdogEd NNTP package and the main HotDogEd apk link at Google play.

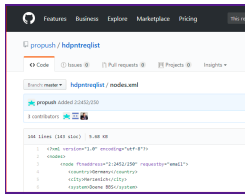
[HotDogEd documentation](#)

[29.09.2017] The home of HotDogEd (documentation) - a new development - with Fidonet plugin, usable on tablets and smartphones.

The website gives some infos around the software HotDogEd that includes an FTN editor, the mailer and tosser.

[HotDogEd FAQ](#)

**[19.07.2021] HotDogEd's FAQ page.
frequently asked questions about HotdogEd.**



[HotDogEd point aware nodes](#)
[29.09.2017] Listing of nodes that are point aware for HotDogEd.

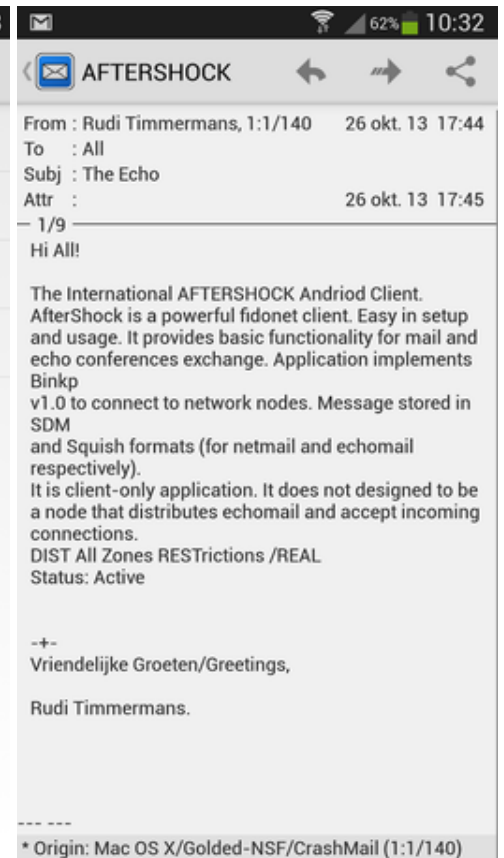
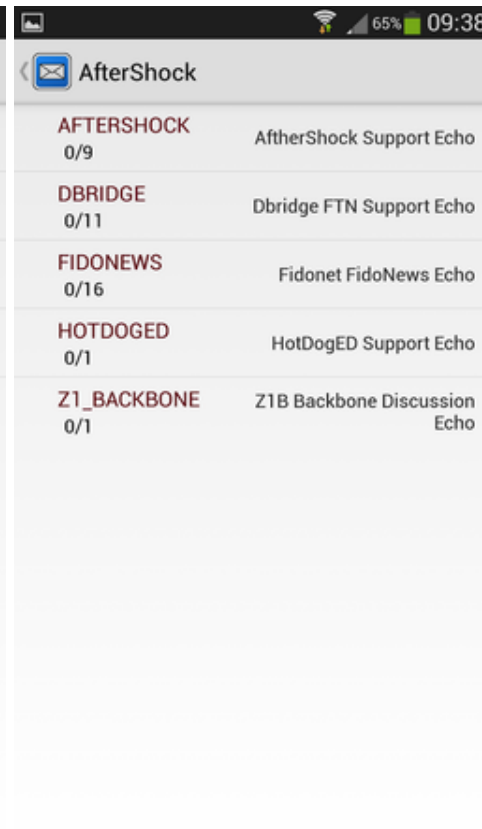
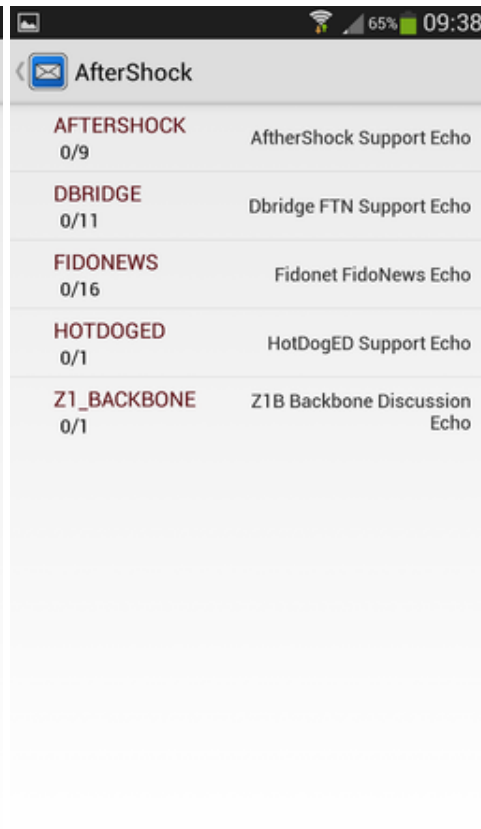
Hardware keyboard navigation

Here is a list of keyboard shortcuts available when reading articles:

1. - 'E' - Create new article.
2. - 'Q' - Reply to author.
3. - 'N' - Reply to author in another group.
4. - 'C' - Edit article (to be used in Outgoing group).
5. - 'F' - Forward article.
6. - 'W' - Export article.
7. - 'Z', space - page down or next article.
8. - 'A' - page up or previous article.
9. - Left/right - Previous/next message.


AfterShock

Platform:
Android



Pics: AfterShock

AfterShock at Google Playstore



AfterShock

ASVCORP Social ★★★★☆ 28

12 USK: Ages 12+

! You don't have any devices.

+ Add to Wishlist
 €0,73 Buy

Categories ▾ | Home | Top Charts | New Releases

Mail

```

29 Okt 09:36:11 AfterShock/Android 1.4
29 Okt 09:36:15 Scanning areas for new
messages
29 Okt 09:36:15 Outgoing mail tossing
successfully completed
29 Okt 09:36:15 Calling node 1:261/38
29 Okt 09:36:17 SY5 Prism bbs
29 Okt 09:36:17 ZVZ Janis Kracht
29 Okt 09:36:17 LOC Slaterville Springs,
NY
29 Okt 09:36:17 VER BBBS/Li6 v4.10
Dada-1 binkp/1.0
29 Okt 09:36:17 NDL XX
29 Okt 09:36:17 Remote addresses:
1:261/38.0@fidonet 1:261/100.0@fidonet
115:1000/0.0@pascal-net
115:1502/0.0@pascal-net
115:1502/1.0@pascal-net
115:1502/101.0@pascal-net
1:1/0.0@fidonet 111:111/1000.0@stnnet
29 Okt 09:36:17 Node response to given
password:
29 Okt 09:36:17 EOB received
29 Okt 09:36:17 Session successfully
completed
                
```

Poll uplink

AFTERSHOCK	0/9	AfterShock Support Echo
DBRIDGE	0/11	Dbridge FTN Support Echo
FIDONEWS	0/16	Fidonet FidoNews Echo
HOTDOGED	0/1	HotDogED Support Echo
Z1_BACKBONE	0/1	Z1B Backbone Discussion Echo

From : Rudi Timmermans, 1:1/140 26 okt. 13 17:44
 To : All
 Subj : The Echo
 Attr : 26 okt. 13 17:45
 - 1/9
 Hi All!

The International AFTERSHOCK Andriod Client.
 AfterShock is a powerful fidonet client. Easy in setup
 and usage. It provides basic functionality for mail and
 echo conferences exchange. Application implements
 Binkp
 v1.0 to connect to network nodes. Message stored in
 SOM
 and Squish formats (for netmail and echomail
 respectively).
 It is client-only application. It does not designed to be
 a node that distributes echomail and accept incoming
 connections.
 DIST All Zones RESTRICTIONS /REAL
 Status: Active

--
 Vriendelijke Groeten/Greetings,
 Rudi Timmermans.

* Origin: Mac OS X/Golded-NSF/CrashMail [1:1/140]

Download AfterShock (at google playstore)

1. Download: [AfterShock on Google Play](#)
2. Reference HotDogEd and AfterShock (in Russian): habr.com/post/177785/
3. AfterShock description (in Russian): www.asvcorp.ru/aftershock/

4. AfterShock description by the publisher: [on Download CNET](#) (with ads)

[Validated by HTML Validator](#)

